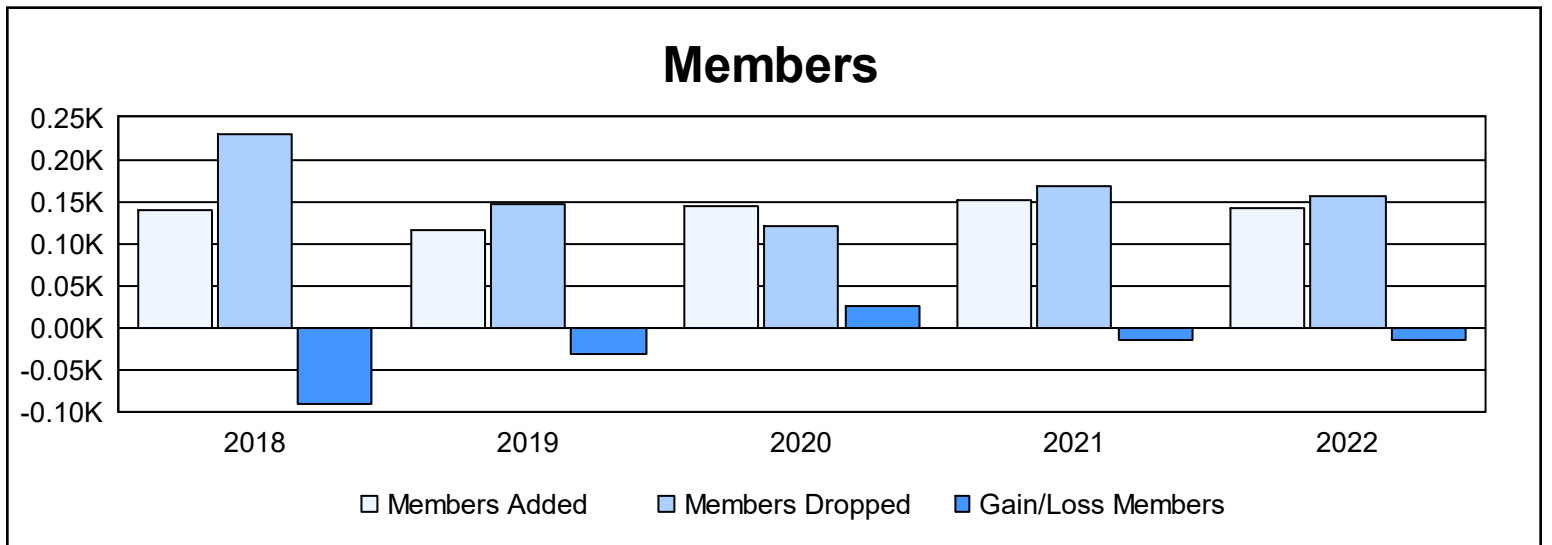
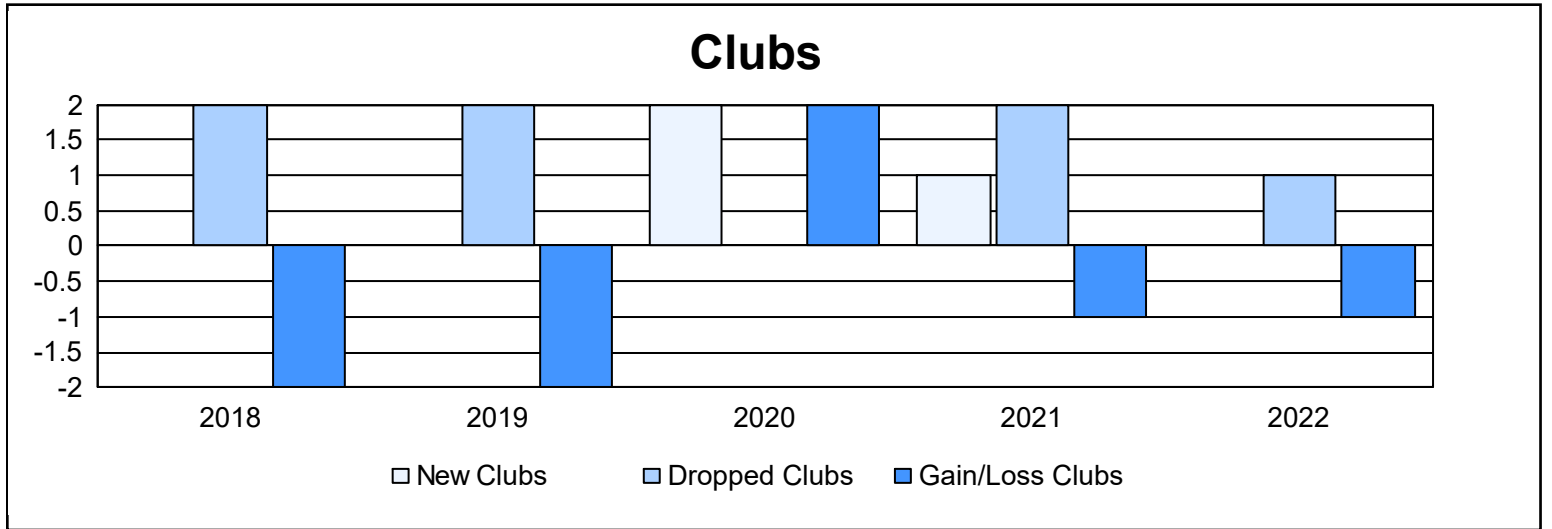
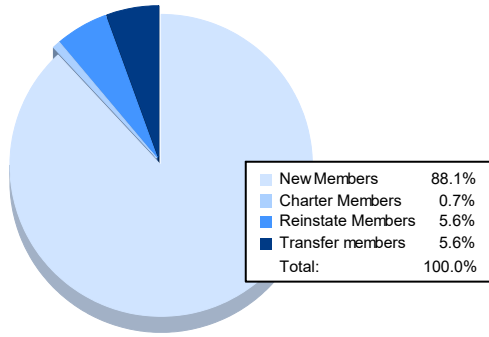


Year	New Clubs	Dropped Clubs	Gain/ Loss Clubs	New Members	Charter Members	Reinstate Members	Transfer Members	Total Member Added	Total Members Dropped	Gain/ Loss Members
2017-2018	0	2	-2	119	3	12	5	139	230	-91
2018-2019	0	2	-2	99	0	6	11	116	147	-31
2019-2020	2	0	2	71	60	8	6	145	120	25
2020-2021	1	2	-1	102	29	14	6	151	167	-16
2021-2022	0	1	-1	126	1	8	8	143	157	-14
<b>Average</b>	<b>1</b>	<b>1</b>	<b>-1</b>	<b>103</b>	<b>19</b>	<b>10</b>	<b>7</b>	<b>139</b>	<b>164</b>	<b>-25</b>



### Membership Composition June 2022 Cumulative



### Gender Composition June 2022 Cumulative

